


# THE CRAFTERS HUB

By the woodworkers




Hand  
Tools



Wood  
Turning



Kids  
Workshop



Japanese  
Woodworking



Cabinet  
Making



Green  
Woodworking



Wood  
Carving



Power  
Tools



# Our Courses & Workshops

Our Story  
Our Vision  
Our Mission  
Our Pillars  
Our Services



# Hand Tools

*(Build your first piece of furniture! )*

## HAND TOOLS

**Duration:**

6 sessions over 3 weeks

**Timings:**

Morning Rounds: 10 am – 1 pm

Evening Rounds: 6 pm – 9 pm

**Experience Level:**

Entry level

**Price: 7750LE**



## Course Description

This course gives you everything you need to get started on your woodworking journey!

At The Crafters Hub, we believe that working with your hands enriches your mind, body, and soul, which is why we believe everyone needs to begin their woodworking journey by learning to use hand tools.

This course is tailored to give you the technical skills you need, as well as to enjoy the art of woodworking, and the meditative qualities of working with your hands and with natural materials. The workshop was carefully designed to deliver a joyful and enriching experience through hands-on learning.

In this course you will create a set design from start to finish learning different techniques along the way.

You will get to take your product home with you, adding your own handmade masterpiece to your home!



# Hand Tools

*(Build your First Piece of Furniture! )*

## HAND TOOLS




## Course Objectives

- Learn about wood as a natural material, its different types and their suitable applications.
- Learn about the different hand tools, and their suitable applications.
- Learn about marking techniques, cut lists, and product dimensions.
- Learn about and implement specific wood joinery and methods of assembly.
- Learn about and implement wood forming and shaping methods.
- Learn how to safely use hand tools to make your project including saws, chisels, sanding machines.
- Learn about wood finishing.
- Learn about and follow workshop safety and precautions.
- Build your own product and take it home with you.

## Course Details

- No prior experience is required.
- Trainees will each have a workbench during the course.
- Fees include all materials and trainees get to keep their projects.
- Maximum number of trainees is 6 per round.





# Hand Tools

*(Build your first piece of furniture! )*

## HAND TOOLS

## PACKAGES & OFFERS



Trainees will receive a **450 LE voucher** when booking this course. Voucher will be valid for 3 months. It can be used for one renting session in case the trainee needs more time to finish their project, or it can be used when booking other courses or given to friends/family as a gift voucher.

**Group bookings** of 3+ trainees will receive a discounted rate for the course which will be **7300 LE** per trainee. (No voucher will be provided when booking with a group discount)

This course can be booked as a package deal with either the *Intro to Power Tools* or *Power Tools Project*. Packages must be booked and paid in advance; trainees will have 3 months to take the courses in the package. (No vouchers will be provided when booking as a package deal)

- 1) **The Woodworking Starter Package** (*Hand Tools + Intro to Power Tools*) = **12,000 LE**
- 2) **Complete Woodworking Package** (*Hand Tools + Power Tools Project*) = **19,700 LE**



# Intro to Power Tools

*(Safety and Skills!)*

POWER TOOLS

**Duration:**

3 sessions over 2 weeks

**Timings:**

Morning Rounds: 10 am – 1 pm

Evening Rounds: 6 pm – 9 pm

**Experience Level:**

Beginner - Intermediate level

**Price: 5000 LE**



## Course Description

In this short and to the point course, you will learn and practice how to safely use the different power tools.

With no project to create, you will focus solely on building your skills and learning to use the tools safely and properly to help you get started on your woodworking journey.

This course is suitable for those who intend to start the power tools style of woodworking or if you own power tools already and seeking short training on how to use them safely.



# Intro to Power Tools

*(Safety and Skills!)*

## POWER TOOLS



## Course Objectives

- Learn proper use for most of the power tools you may use as a beginner.
- Learn principles of safety when using different power tools and woodworking in general.
- Learn about different types and brands of power tools and how to choose them.
- We will cover the following tools: table saws, mitre saws, circular saws, jigsaws, trim and plunge routers, and of course we will learn about safety.

## Course Details

- Basic woodworking knowledge is preferred
- Maximum number of trainees is 4 per round.
- Minimum number of trainees is 2 per round.





# Intro to Power Tools

*(Safety and Skills!)*

POWER TOOLS

## PACKAGES & OFFERS



**Group bookings** of 2+ trainees will be given a discounted rate of **4800** per trainee.

This course can be booked as a package deal with the *Hand Tools* course. Packages must be booked and paid in advance; trainees will have 3 months to take the courses in the package.

**The Woodworking Starter Package** (*Hand Tools + Intro to Power Tools*)=  
**12,000 LE**



# Power Tools Project

*(Build your First Power Tools Project!)*

POWER TOOLS

**Duration:**

8 sessions over 4 weeks

**Timings:**


Morning Rounds: 10 am – 1 pm

Evening Rounds: 6 pm – 9 pm

**Experience Level:** Beginner -

Intermediate level

**Price: 13,000 LE**



## Course Description

For the woodworking enthusiast who hopes to take their skills to the next level, this course offers you the next step in your woodworking journey.

This course is designed for those with basic woodworking knowledge equivalent to our *Hand Tools course*. The first three sessions are the same as *Intro to Power Tools* as you learn the safety and skills of using Power Tools in woodworking. Whilst, the next 5 sessions are about the skills and techniques of building a project using power tools including the wood joinery techniques.

The trainees will combine their learned techniques and skills, as well as their knowledge of how to safely use power tools to create a set design. Not only will trainees go home with their own product, they will have the foundational knowledge to continue practising woodworking on their own.



# Power Tools Project

*(Build your First Power Tools Project!)*

## POWER TOOLS



## Course Objectives

- Apply the knowledge and techniques you learned in *Hand Tools* and knowledge on how to safely use power tools in a small project.
- Learn and practice marking techniques, cut lists, and product dimensions.
- Learn about and implement specific wood joinery and methods of assembly using power tools.
- Learn and practise how to safely use power tools to build a project.
- Learn about wood finishing.
- Learn about and follow workshop safety and precautions.
- Build your own product and take it home with you.

## Course Details

- Basic woodworking knowledge is required (equivalent to our *Hand Tools* course)
- Fees include all materials and trainees get to keep their projects.
- Maximum number of trainees is 4 per round.
- Minimum number of trainees is 2 per round.





# Power Tools Project

*(Build your First Power Tools Project!)*

POWER TOOLS

## PACKAGES & OFFERS



Trainees will receive a **450 LE voucher** when booking this course. Voucher will be valid for 3 months. It can be used for one renting session in case the trainee needs more time to finish their project, or it can be used when booking other courses or given to friends/family as a gift voucher.

**Group bookings** of 2+ trainees will receive a discounted rate for the course which will be **12,550 LE** per trainee. (No voucher will be provided when booking with a group discount)

This course can be booked as a package deal with *Hand Tools* course. Packages must be booked and paid in advance; trainees will have 3 months to take the courses in the package. (No vouchers will be provided when booking as a package deal)

**Complete Woodworking Package** (*Hand Tools + Power Tools Project*)=**19,700 LE**



# Cabinet Making

*(Make your First Cabinet!)*

CABINET MAKING

**Duration:**

4 sessions over 2 weeks

**Timings:**

Morning Rounds: 10 am – 1 pm

Evening Rounds: 6pm - 9 pm

**Experience Level:**

Entry level

**Price: 6500 LE**



## Course Description

In this entry level course, you will learn the basics of cabinet making to get you started. This course is a collaboration with Ramy Wafy, an experienced woodworker, trainer, and content creator.

This course is suitable for beginners with no prior experience required. Trainees will be making a set design of a small cabinet. They will learn how to calculate measurements and create a cut list for the cabinet, learn to assemble the small cabinet made of manufactured wood, and learn how to make and install a drawer and cabinet door.



## About Ramy Wafy

Ramy Wafy is a talented woodworker, trainer, and content creator with over 20 years of experience in furniture making, home decor, wall coverings, and finishes. He has over a million followers on different social media platforms where he produces fun and insightful content on woodworking.



# Cabinet Making

*(Make your First Cabinet!)*

## CABINET MAKING

### Course Objectives

- Learn about manufactured wood types, features and their standard sizes
- Learn how to design and calculate the cutting sizes for your cabinet components and what is a “cut list”.
- Learn basic types of hinges for cabinet doors and how to calculate cabinet door dimensions.
- Learn the different ways of constructing a drawer and how to install drawer runners.



### Course Details

- No prior experience is required.
- Fees include all materials and trainees get to keep their projects.
- Maximum number of trainees is 5 per round.
- Minimum number of trainees is 3 per round.
- If the minimum number of trainees is not met you will either receive a refund or will be rescheduled to the next round.

## PACKAGES & OFFERS

**Group bookings** of 3+ trainees will receive a discounted rate for the course which will be **6250 LE** per trainee.



# Spindle Turning

(Make your First Woodturning Masterpiece!)

WOOD TURNING

**Duration:**

4 sessions over 2 weeks

**Timings:**


Morning Rounds: 11 am – 2 pm

Evening Rounds: 6 pm – 9 pm

**Experience Level:**

Entry level

**Price: 7600 LE**



## Course Description

Get lost in the art of woodturning and spin your troubles away in our *Spindle Turning* course.

In this highly addictive course, you will learn the basics of woodturning and will complete a project using a set amount of valuable hardwood which you will get to keep!

Trainees will graduate at a level that enables them to immediately practice woodturning after finishing the course.

This course focuses only on woodturning from the outside (spindle turning).



# Spindle Turning

(Make your First Woodturning Masterpiece!)

WOOD TURNING



## Course Objectives

- Get introduced to woodturning and its history.
- Understanding the principle of Wood Turning.
- Learn the components and parts of a lathe.
- Learn the woodturning chisel types and the differences between them.
- Learn the basic formations, techniques, their names and what to use to make them.
- Learn how to sand and finish your product.
- Learn the safety precautions when using a lathe  
Make a product and take it home!



## Course Details

- No prior experience is required.
- Maximum number of trainees is 4 per round.
- Fees include all materials and trainees get to keep their projects.

This course can be booked as a package deal with our *Bowl Making* course. Packages must be booked and paid in advance; trainees will have 3 months to take the courses in the package.

**Wood Turning Starter Package** (*Spindle Turning + Bowl Making*) Package = **14,400 LE**

**PACKAGES  
& OFFERS**



# Bowl Making

*(Make your First Bowl!)*

WOOD TURNING

**Duration:**

4 sessions over 2 weeks

**Timings:**


Morning Rounds: 11 am – 2 pm

Evening Rounds: 6pm – 9 pm

**Experience Level:**

Entry Level

**Price: 7600 LE**



## Course Description

This course is for those who would like to learn woodturning from the inside or hollowing techniques.

Trainees also get to keep the product they make out of valuable hardwood and gain valuable experience to enhance their woodturning skills and broaden the types of products they can create by themselves.

This is an entry level course where no prior experience is required.



# Bowl Making

(Make your First Bowl!)

## WOOD TURNING

### Course Objectives

- Get introduced to woodturning hollowing techniques
- Learn the components and parts of a lathe as they relate to hollowing.
- Learn the appropriate woodturning chisel types and the differences between them.
- Learn to create a bowl on a lathe, which is a valuable skill which you can later apply to other product types.
- Learn how to sand and finish your bowl.
- Learn the safety precautions when using a lathe. Make a bowl and take it home!



### Course Details

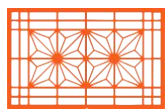
- No prior experience is needed.
- Maximum number of trainees is 4 per round.
- Fees include all materials and trainees get to keep their projects.

This course can be booked as a package deal with our *Spindle Turning* course. Packages must be booked and paid in advance; trainees will have 3 months to take the courses in the package.

**Wood Turning Starter Package** (*Spindle Turning + Bowl Making*) Package = **14,400 LE**



## PACKAGES & OFFERS



# Kumiko

*(Make your own Japanese Pattern!)*

## JAPANESE WOODWORKING

**Duration:**

3 sessions over 3 weeks


**Timings:**

Morning Rounds : 11 am – 2 pm

**Experience Level:**

Entry level

**Price: 5500 LE**



## Course Description

This course is a collaboration with Wael Muhammad, an experienced woodworker with a passion for culture and arts, including Japanese woodworking art. Kumiko is a traditional Japanese woodworking technique that involves the intricate cutting and assembly of small wooden pieces to create beautiful geometric patterns without the use of nails or glue! These patterns can be incorporated into different pieces to elevate their design. Traditionally they are incorporated into doors and screens in Japan. In this course you will learn and create a traditional Kumiko pattern and take it home with you!

## About Wael Muhammad

Wael Muhammad is an experienced woodworker, telecommunications engineer, and photographer. With a deep respect for cultural heritage and a commitment to preserving traditional woodworking techniques, Wael employs a variety of techniques, including inlay, marquetry, woodturning, kumiko, amongst others to create intricate and eye-catching designs that reflect the rich cultural heritage of his craft.





# Kumiko

*(Make your own Japanese Pattern!)*

## JAPANESE WOODWORKING

### Course Objectives

- Learn the history and culture of Kumiko woodworking.
- Get introduced to the tools and materials needed for the craft.
- Learn how to select and prepare wood.
- Learn to cut and assemble Kumiko patterns using the traditional methods of joinery.
- Learn about measuring and marking, cutting and shaping wood, and sanding and finishing.
- Create a simple Kumiko pattern and take it home with you!



### Course Details

- No prior experience is required.
- Fees include all materials and trainees get to keep their projects.
- For an additional **500 EGP**, trainees can add a session to transform their pattern into a lantern!
- Maximum number of trainees is 6 per round.
- Minimum number of trainees is 3 per round.
- If the minimum number of trainees is not met you will either receive a refund or will be rescheduled to the next round.

**Group bookings** of 3+ trainees will receive a discounted rate for the course which will be **5250 LE** per trainee.

## PACKAGES & OFFERS



# Wood Carving

*(Carve your First Masterpiece!)*

## WOOD CARVING

### Duration:

3 sessions over 2 weeks

### Timings:

Morning Rounds: 10 am – 1 pm

Evening Rounds: 6 pm – 9 pm

### Experience Level:

Entry level

Price: **5000 LE**



## Course Description

This course is a collaboration with Ramy Wafy, an experienced woodworker, trainer, and content creator. In our wood carving course, our trainees will learn how to handcraft intricate patterns and designs on wood to make their own piece of art!



## About Ramy Wafy

Ramy Wafy is a talented woodworker, trainer, and content creator with over 20 years of experience in furniture making, home decor, wall coverings, and finishes. He has over a million followers on different social media platforms where he produces fun and insightful content on woodworking.



# Wood Carving

*(Carve your First Masterpiece!)*

## WOOD CARVING

### Course Objectives

- Get introduced to wood carving and texturing.
- Learn about the different wood carving tools.
- Learn the basic wood carving techniques
- Carve your own piece & take it home with you.



### Course Details

- No prior experience is required.
- Fees include all materials and trainees get to keep their projects.
- Maximum number of trainees is 6 per round.
- Minimum number of trainees is 3 per round.
- If the minimum number of trainees is not met you will either receive a refund or will be rescheduled to the next round.

**Group bookings** of 3+ trainees will receive a discounted rate for the course which will be **4800 LE** per trainee.

## PACKAGES & OFFERS

# The Weekend Woodworker

*For your chance to discover our space and to get a quick intro to woodworking, we have one day weekend workshops and more to be announced on our social media pages. Stay tuned for the announcements and do not miss your chance to join!*



# One Day Woodworking

*(Make your own DIY Project!)*

**Duration:**

2-3 hours

**Days and Timings**

Announced monthly

**Experience Level:**

Entry level

**Price: 1450 LE**



## Workshop Description

Get introduced to our workshop space and tools as you make a small product! In these workshops you will learn the tips and tricks of modern woodworking to start your DIY journey. You will learn different woodworking techniques using basic tools to be able to quickly and confidently make your first project!

## Workshop Details

- No prior experience is required.
- Fees include all materials and trainees get to keep their projects.
- Maximum number of trainees is 4 per round.



# One Day Woodturning

*(Make your own Candle Holder!)*

**Duration:**

2-3 hours

**Days and Timings**

Announced monthly

**Experience Level:**

Entry level

**Price: 1450 LE**



## Workshop Description

Get introduced to our workshop space and tools as you make a small woodturning masterpiece! In these workshops you will get a quick intro to the art of woodturning to start you on your journey.

## Workshop Details

- No prior experience is required.
- Fees include all materials and trainees get to keep their projects.
- Maximum number of trainees is 4 per round.

# Little Woodworkers





# Kids Workshops & Courses



## Course Description

At The Crafters Hub by The Woodworkers, we hope to inspire the next generation to become makers and creators from a young age.

Through our courses, our little heroes will gain valuable skills including woodworking techniques, self-discipline and focus, creative thinking, problem solving, while engaging in active learning and imaginative play.

This experience is unlike any other, as we believe in the potential of children to make and create things by themselves. Our courses help raise children's confidence and encourage their independence and agency. Most importantly, our courses help children release their energy in a much-needed positive outlet while having fun!

Get in touch for more details, and stay tuned for our upcoming announcements!

## Important Information

- The Crafters Hub will spare no effort to provide a safe working environment and ensure all necessary safety protocols.
- We ask that you and your child follow the safety protocols and take care whilst enjoying our workshop activities.
- Please observe the age range as each workshop/course is tailored to a specific age group..
- All tools and materials are provided by us and you/your child will get to leave the session with the project you make!



## What to Wear

- Children must wear comfortable clothes (short or tight sleeves preferred)
- Children must wear closed toed shoes.
- Children to remove any accessories.
- Children to tie back hair, hoodie straps, and scarves.

## What to Bring

- Water bottle
- Snacks
- Just bring yourself and have fun!





## Family Bonding

*(Build a toy with your child!)*

AGE GROUP 5-8

### Duration:

1.5 - 2 hours

### Timings:

Please ask for more info

### Experience Level:

Entry level

**Max capacity:** 6 Students and their parents

**Price:** 600 LE



## Workshop Description

At The Crafters Hub, we believe woodworking is a skill to be learned and enjoyed by people of all ages, genders, and backgrounds. In this workshop, you and your child will be introduced to the basics of woodworking as you create a small wooden toy together. This workshop will allow you to grow a stronger bond with your child as you enjoy a creative and productive experience together. The projects will change regularly so you and your child can come back and enjoy the woodworking experience again together.

## Learning Outcomes

- Build a closer bond with your child as you build a small wooden project together.
- You and your child will use real hand tools and learn fundamental skills like measuring, clamping, sawing, drilling, sanding, and more.
- You will learn to safely use basic hand tools and techniques.
- Engage in exploration and imaginative play together with your child.
- We provide all tools, materials, and safety gear for a safe and enjoyable session.
- You will take home a handmade masterpiece that you and your child made together.
- A valuable, unique, and fun experience for you and your child.



# Build Your Own

*(Build your own project!)*

AGE GROUP 9-15

**Duration:**

2 hours

**Timings:**

Please ask for more info

**Experience Level:**

Entry level

**Max capacity:** 6 students

**Price:** 850 LE



## Workshop Description

At The Crafters Hub, we believe woodworking is a skill to be learned and enjoyed by people of all ages, genders, and backgrounds. In this workshop, your child will be introduced to the basics of woodworking as they create a set wooden project. They will be taught how to safely use tools such as saw, drill, sander to create a set project such as a stool. The children will learn the skills and techniques to build the products themselves and will get to go home with the pieces they create!

## Learning Outcomes

- Use real hand tools and learn fundamental skills like measuring, clamping, sawing, drilling, sanding, and more.
- Learn to safely use basic hand tools and techniques.
- Engage in exploration and imaginative play.
- We provide all tools, materials, and safety gear for a safe and enjoyable session.
- They will take home.
- A valuable, unique, and fun experience for you and your child.



# Woodworking Heroes

*(Start Your Woodworking Journey!)*

AGE GROUP 9-12

**Duration:**

4 sessions (2 hours each)

**Timings:**

Please ask for more info

**Experience Level:**

Entry level

**Max capacity:** 6 Students

**Price:** 3000 LE



## Workshop Description

In this course, children will be introduced to the basics of woodworking using basic tools and techniques to start them off on their woodworking journey. They will be taught how to safely use tools such as saw, drill, sander to create a toolbox and a pencil holder. The children will learn the skills and techniques to build the products themselves and will get to go home with the pieces they create!

## Learning Outcomes

- Get introduced to woodworking basics.
- Learn to safely use basic hand tools and techniques.
- Learn fundamental skills like measuring, clamping, sawing, drilling, sanding, and more.
- Learn to follow instructions.
- Learn self-discipline, self-regulation, focus, and concentration
- Develop a sense of agency and confidence.
- Develop problem solving and creative thinking skills
- Learn to work together with others and share tools and ideas.
- Develop motor skills and dexterity through hands-on experience.
- Engage in exploration and imaginative play.



# Woodworking Heroes

*(Start Your Woodworking Journey!)*

AGE GROUP 13-15

**Duration:**

4 sessions (2 hours each)

**Timings:**

Please ask for more info

**Experience Level:**

Entry level

**Max capacity:** 6 Students

**Price:** 3500 LE



## Course Description

In this course, children will be introduced to the basics of woodworking using basic tools and techniques to start them off on their woodworking journey. They will be taught how to safely use tools such as saw, drill, bench plane, sanding machine to create their own shelves and pencil holder. The children will learn the skills and techniques to build the products themselves and will get to go home with the pieces they create!

## Learning Outcomes

- Get introduced to woodworking basics.
- Learn to safely use basic hand tools and techniques.
- Learn fundamental skills like measuring, clamping, sawing, drilling, sanding, and more.
- Learn to follow instructions.
- Learn self-discipline, self-regulation, focus, and concentration
- Develop a sense of agency and confidence.
- Develop problem solving and creative thinking skills
- Learn to work together with others and share tools and ideas.
- Develop motor skills and dexterity through hands-on experience.
- Engage in exploration and imaginative play.

***Join us for an unforgettable  
journey of learning, fun, &  
collaboration !***

## **Contact us**

*For more information, course details or to register in our courses and workshops please contact us through whatsapp.*



01113776666



thecraftershup



thecraftershubegypt



<https://goo.gl/maps/CNaiyfASg6ZLPkcX6>